
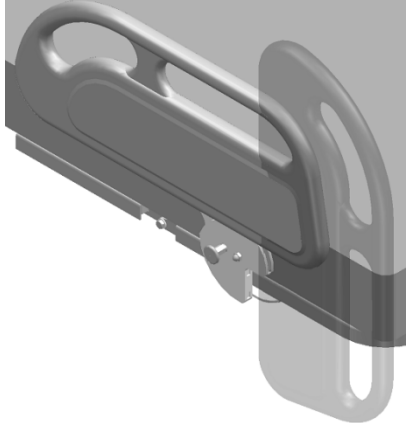




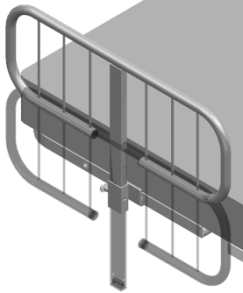

Multi-Tech™










Accessories and Options




Multi-Tech™
Accessories and Options

Picture	Description
 A close-up photograph of a grey plastic rotating half side rail. The rail is shown in its upright position, with a curved handle on top. A shadow is cast below it.	<p>Rotec rotating half side rails (RDRTG2-28-MT)</p>
 A close-up photograph of a grey plastic tilt-up half side rail. The rail is shown in its upright position, with a curved handle on top. A shadow is cast below it.	<p>Rotec tilt-up half side rails (RDB-28-MT) Installed at the head only</p>
 A photograph showing a white plastic tilt-up half side rail installed on a hospital bed. The bed has a blue sheet and a white pillow. The rail is attached to the side of the bed frame.	<p>Rotec tilt-up half side rails (RDB-23-MT)</p>

Picture	Description
 A photograph of a white plastic rotating half side rail with an orange grip, attached to a hospital bed.	<p>Rotec rotating half side rails (RDRTG2-28X14-MT)</p>
 A 3D rendering of a metallic half side rail with a curved top and vertical bars.	<p>Metallic half side rails (MDS-30-MT)</p>
 A 3D rendering of a metallic full side rail with a curved top and vertical bars, shown in a folded position.	<p>Rotec full side rails 36" (RPLG2-6736-MT) 39" (RPLG2-6739-MT) 48" (RPLG2-6748-MT)</p>

Picture	Description
	<p>Melamine headboard or footboard 3 colours available</p> <ul style="list-style-type: none">• White• Rosewood• Maple <p>Bed width</p> <p>36", 39" or 48"</p>
	<p>Composite headboard or footboard</p> <p>Headboard (36"-39") (RT-41-MT)</p> <p>Footboard (36"-39") (RP-41-MT)</p>
	<p>Central brake pedal</p> <p>(except on 48" beds)</p>

Picture	Description
	<p>Composite platform cover</p> <p>Bed width</p> <p>36", 39" or 48"</p>
	<p>Digital Nurse Control Integrated into the footboard</p> <p>(This option has to be ordered with the footboard)</p>
	<p>Digital Patient Control integrated in the head side rails</p> <p>(This option has to be ordered with the Nurse Control and a rotating half side rails 28x14)</p>
	<p>Trolley for beds</p>

Picture	Description
	<p>Metallic support with bar and trapeze</p> <p>36", 39" or 48"</p>
	<p>1" height clearance extension</p>
	<p>2" height clearance extension</p>